

# GKS 075

ICT-/FCT Test Probe

**Grid:**

≥ 1,91 mm

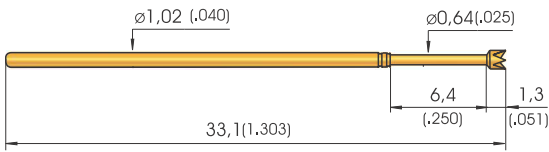
≥ 75 Mil

**Installation height with KS:** 10,5 - 23,0 mm (.413 / .906)

**Recommended stroke:** 4,3 mm (.169)

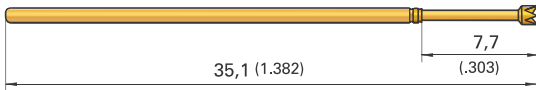
## Mounting and functional dimensions

GKS-075




GKS-075 ... LH

(Long version with longer barrel.)




GKS-075 ... LP

(Long version with longer plunger. See "available tip styles".)



GKS-075 ... E



## Available tip styles

Material	Tip style	Plating	Further versions	
			∅	∅ (inch)
0 06*		A	∅ 1,30 (.051)	
2 01		A	∅ 0,64 (.025)	
3 02		A	∅ 0,90 (.035)	
3 03		A	∅ 1,20 (.047)	
2 04		A	∅ 1,15 (.045)	
3 05		A	∅ 0,50 (.020)	
3 05		A	∅ 0,64 (.025)	
3 06		A	∅ 1,00 (.039)	1,20 (.047)
2 07		A	∅ 0,64 (.025)	
2 07		A	∅ 1,00 (.039)	1,20 (.047)
2 09		A	∅ 0,64 (.025)	
3 13		A	∅ 0,61 (.024)	
2 14		A	∅ 0,50 (.020)	
2 14		A	∅ 0,64 (.025)	
2 14		A	∅ 0,80 (.031)	1,00 (.039)
2 17		A	∅ 1,20 (.047)	

\* tip height; 2,8 mm (.110)  
total length 1,5 mm (.059) longer than standard

### Mechanical data

**Working stroke:** 4,3 mm (.169)

**Maximum stroke:** 6,35 mm (.250)

**Spring force at work. stroke:** 2,0 N (7,2oz)

**Alternative (only for GKS-075/075 L):**  
0,6 N (2.2oz); 1,0 N (3.6oz);  
1,5 N (5.4oz); 2,8 N (10.1oz)

### Materials

**Plunger:** BeCu or steel, gold-plated

**Barrel:** Nickel-silver or Bronze, gold-plated

**Spring:** Steel, gold-plated or stainless steel\*\* (C)

### Operating temperature

**Standard:** -40° up to +80° C

**\*\*with special designation "C":**

-100° up to +200°C (2,0 N; 2,8 N)

C-versions only available for GKS-075 with total length 33,1 mm (1.303).

### Elektrical Data

**Current rating:** 3 - 4 A

**R<sub>j</sub> typical:** < 20 mΩ (\*\* < 100 mΩ)

INGUN recommend using stroke measurement probes (shown on page 192) to check the working stroke of a test fixture.

**Note:** Screw-in versions shown on page 122.

## Ordering example

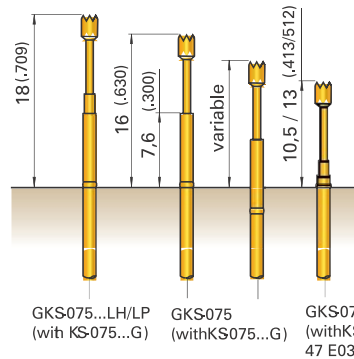
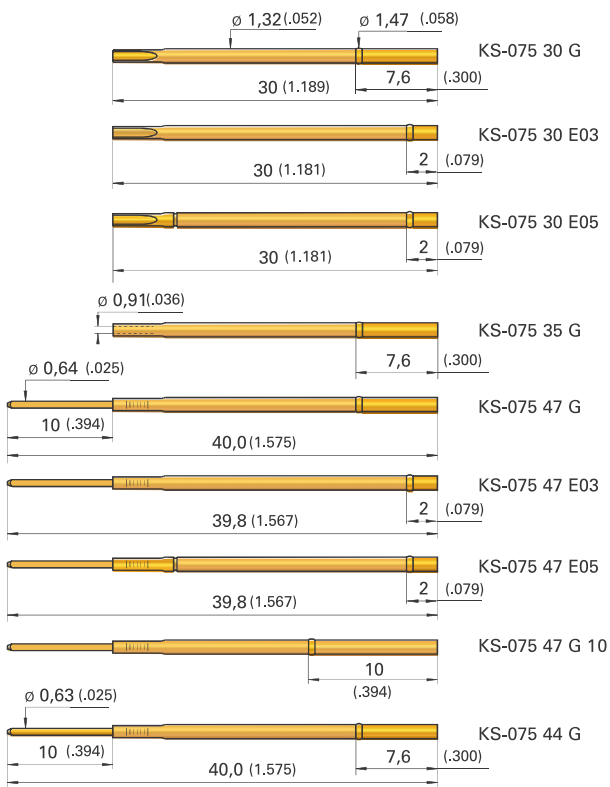
	Series	Tip material 0 = Delrin 2 = Steel 3 = BeCu	Tip style	Tip diameter (1/100 mm)	Plating A = Gold	Spring force (dN)	Collar height (mm)	Special designation ("C"; "LH"; "LP"; "E")		
Test probe with total length 33,1 mm (1.303):	G K S	0	7 5	2	9 1	0 6 4	A	2 0	0 0	
Test probe with total length 35,1 mm (1.382):	G K S	0	7 5	2	9 1	0 6 4	A	1 5	0 0	LP
Test probe with total length 38,1 mm (1.500):	G K S	0	7 5	2	9 1	0 6 4	A	2 0	0 0	E

**Grid:**  
 ≥ 1,91 mm  
 ≥ 75 Mil

**Installation height with KS:** 10,5 - 23,0 mm (.413 - .906) / variable  
**Recommended stroke:** 4,3 mm (.169)

Standard  
GKS

### Mounting and functional dimensions



#### Collar height and installation height

To adjust the installation height, receptacles with a press ring are used. The receptacles can be inserted up to the press ring (i.e. acting as a collar-stop) or with the press ring being pressed into the mounting hole. (See "Mounting hole size" and "Application example" on this page).

Designation	GKS-075	GKS-075 ... LH/LP	GKS-075 ... E
KS-075 ... E03	10,5 mm (.413) / var.	12,5 mm (.492) / var.	15,5 mm (.610)
KS-075 ... E05	13,0 mm (.512) / var.	15,0 mm (.591) / var.	18,0 mm (.709)
KS-075 ... G	16,0 mm (.630) / var.	18,0 mm (.709) / var.	21,0 mm (.827)
KS-075 ... G 10	18,0 mm (.709) / var.	20,0 mm (.787) / var.	23,0 mm (.906)

#### Mounting hole size

**Press-ring pressed in mounting hole:**  
 $\varnothing 1,39$ - $1,40$  mm (.0547-.0551)

**Pressing as collar-stop:**  
**in CEM1:**  $\varnothing 1,30$ - $1,32$  mm (.0512-.0520)  
**in FR4:**  $\varnothing 1,31$ - $1,33$  mm (.0516-.0524)

#### Materials

**Receptacle:** Nickel-silver, gold-plated

### Available tip styles

Material	Tip style	Plating	Further versions	
			$\varnothing$	$\varnothing$ (inch)
3 19		A	1,50	(.069)
2 24 ***		A		
2 25		A	1,30	(.051)
2 31		A		
2 38		A		
3 55	 $\varnothing 1,2$ , $\varnothing 1$ , $3,7$ , $2,6$ , $\varnothing 0,50$ Total length plus 2,4 mm	A		
2 77		A		
2 88		A		
2 89		A		
2 91		A		
2 97		A		
2 97		A		
2 98		A		

\*\*\* higher middle tip plus 0,2 mm

### Available tip styles special version GKS-075...LP

Material	Tip style	Plating	Further versions	
			$\varnothing$	$\varnothing$ (inch)
2 91		A		

**Note:**  
 Receptacles for wireless test fixtures shown on page 33.

### Ordering example

Receptacles with wire-wrap posts:

KS-075 47 E03    KS-075 47 E05    KS-075 47 G

Receptacles:

KS-075 30 G    KS-075 35 G

Receptacles with round post:

KS-075 44 G