

GKS 081

Test Probe for Contacting in SMD-Technology

Grid:

≥ 1,00 mm

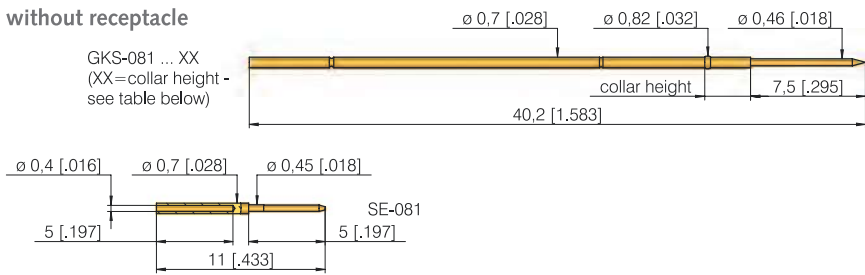
≥ 40 Mil

Installation height: 10,5/13,0/16,0 mm (.413/ .512/ .630)

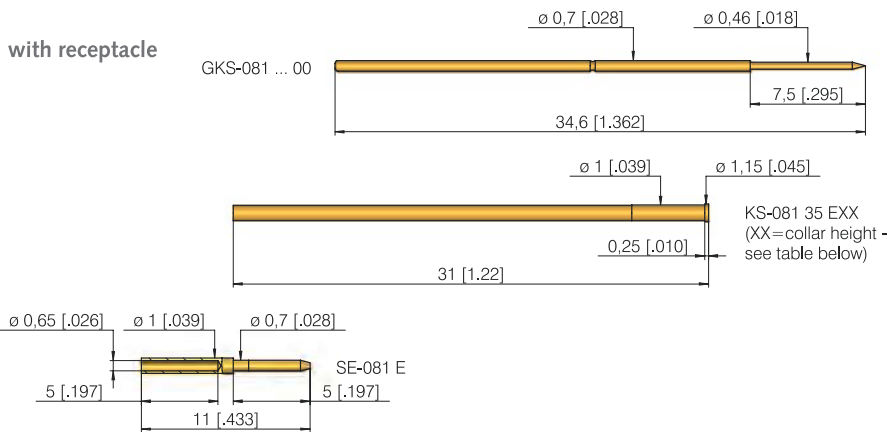
Recommended stroke: 5,5 mm (.217)

Mounting and functional dimensions

without receptacle



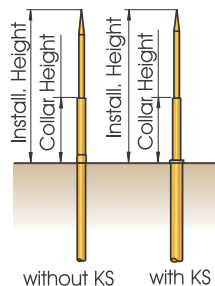
with receptacle



Collar height and installation height

To adjust the installation height, test probes and receptacles with various collar heights are available.

Collar height	Installation height
03	10,5 mm (.413)
05	13,0 mm (.512)
08	16,0 mm (.630)



Mechanical data

Working stroke: 5,5 mm (.217)

Maximum stroke: 7,5 mm (.295)

Spring force at work. stroke: 0,8 N (2.9oz)

Electrical data

Current rating: 3 A

R_i typical: < 30 mΩ

Operating temperature

Standard: -40° up to +80° C

Materials

Plunger: BeCu or steel, gold-plated

Barrel: Brass, gold-plated

Spring: Steel, gold-plated

Receptacle: Brass, gold-plated

Mounting hole size

with receptacle: ∅ 0,98 - 0,99 mm (.0386 - .0390)

without receptacle: ∅ 0,70 - 0,71 mm (.0276 - .0280)

Note:

The receptacle can be used from grid size 1,27 mm (50 Mil) upward.

Available tip styles

Material	Tip style	Plating	Further versions	
			∅	∅ (inch)
3 51		A	∅ 0,50 (.020)	
3 54		A	∅ 0,50 (.020)	
2 91		A	∅ 0,50 (.020)	

Ordering example

Series	Tip material 2 = Steel 3 = BeCu	Tip style	Tip diameter (1/100 mm)	Plating A = Gold	Spring force (dN)	Collar height (mm)
--------	---------------------------------------	-----------	----------------------------	---------------------	----------------------	-----------------------

Test probe for use **without** receptacle:

G K S 0 8 1 3 5 4 0 5 0 A 0 8 0 3

Test probe for use **with** receptacle:

G K S 0 8 1 3 5 4 0 5 0 A 0 8 0 0

Receptacles:

K S - 0 8 1 3 5 E 0 3 K S - 0 8 1 3 5 E 0 5 K S - 0 8 1 3 5 E 0 8

Plug for direct connection to probe (GKS):

S E - 0 8 1

Plug for receptacle:

S E - 0 8 1 E