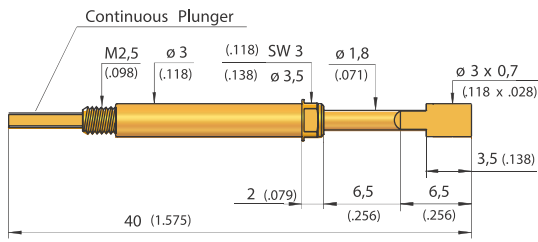


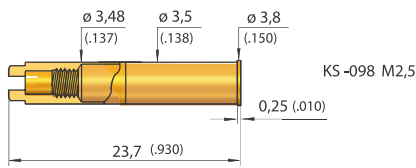
Grid:
 ≥ 5,08 mm
 ≥ 200 Mil

Installation height: 15,3 mm (.602)
Recommended stroke: 4,0 mm (.157)

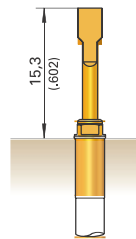
Mounting and functional dimensions



GKS-098 329 300 070 A xx02 ML



KS-098 M2,5



GKS-098 ... ML
 in KS-098 M2,5

Installation height with KS
 Install. height "ML": 15,3 mm (.602)

Mechanical data
Working stroke: 4,0 mm (.157)
Maximum stroke: 5,0 mm (.197)
Spring force at work. stroke: 1,5 N (5.4oz);
 3,0 N (10.8oz)

Materials
Plunger: BeCu, gold-plated
Barrel: Brass, gold-plated
Spring: Steel, gold-plated
Receptacle: Brass, gold-plated

Electrical data
Current rating: 10 A
R_i typical: < 30 mΩ

Mounting hole size
in CEM1 and FR4: ∅ 3,48 - 3,49 mm
 (.1370 - .1374)

Operating temperature
Standard: -40° up to +80° C

Note:
 Further versions available upon request.

Note:
 When screwing the test probe into the receptacle, the plunger will be secured against rotation. The flat surface at the end of the plunger fits into the slot at the end of the receptacle.

The flat surface on the plunger tip is aligned with the flat surface on the rear of the receptacle.

Recommended screw-in torque:
 Min.: 10 cNm / Max.: 20 cNm

Ordering example

Series	Tip material	Tip style	Tip diameter	Spade width	Plating	Spring force	Collar height	Type
3	BeCu		(1/100 mm)	(1/100 mm)	A = Gold	(dN)	(mm)	
G K S	0 9 8	3	2 9	3 0 0	0 7 0	A	1 5	0 2 M L
Receptacle: K S - 0 9 8 M 2 . 5								