

Grid:
 ≥ 1,27 mm
 ≥ 50 Mil

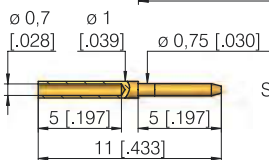
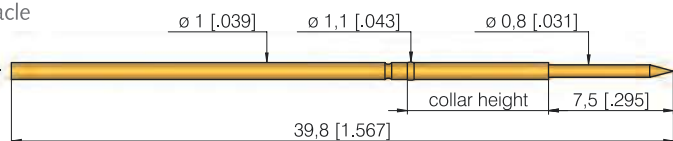
Installation height: 10,5/13,0/16,0 mm (.413/ .512/ .630)
Recommended stroke: 5,5 mm (.217)

Mounting and functional dimensions

Available tip styles

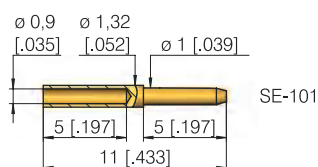
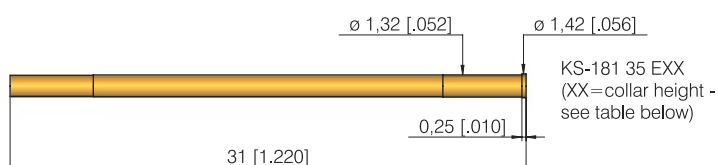
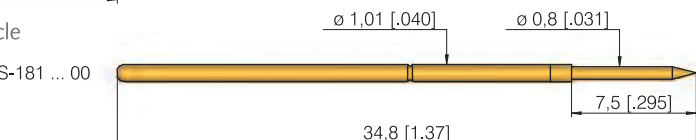
without receptacle

GKS-181 ... XX
 (XX=collar height -
 see table below)



with receptacle

GKS-181 ... 00

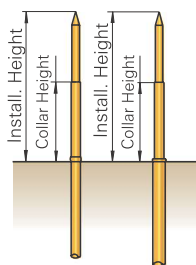


Material	Tip style	Plating	Further versions	
			∅	∅ (inch)
3 05		A		
3 51		A		
3 54		A		
2 91		N		

Collar height and installation height

To adjust the installation height, test probes and receptacles with various collar heights are available.

Collar height	Installation height
03	10,5 mm (.413)
05	13,0 mm (.512)
08	16,0 mm (.630)



without KS with KS

Mechanical data

Working stroke: 5,5 mm (.217)
Maximum stroke: 7,5 mm (.295)
Spring force at work. stroke: 1,5 N (5.4oz)
Alternative: 0,8 N (2.9oz)

Electrical data

Current rating: 2 - 3 A
R_i typical: < 20 mΩ

Operating temperature

Standard: -40° up to +80° C

Materials

Plunger: BeCu or steel, gold-plated or chemically nickel-plated
Barrel: Brass, gold-plated
Spring: Steel, gold-plated
Receptacle: Brass, gold-plated

Note:

The receptacle can be used from grid size 1,91 mm (75 Mil) upwards.

Mounting hole size

with receptacle: ∅ 1,31 - 1,32 mm (.0516 - .0520)
without receptacle: ∅ 1,00 mm (.0394)

Ordering example

Series	Tip material 2 = Steel 3 = BeCu	Tip style	Tip diameter (1/100 mm)	Plating A = Gold N = Nickel	Spring force (dN)	Collar height (mm)
--------	---------------------------------------	-----------	----------------------------	-----------------------------------	----------------------	-----------------------

Test probe for use **without** receptacle:

G K S 1 8 1 3 5 1 0 8 0 A 1 5 0 3

Test probe for use **with** receptacle:

G K S 1 8 1 3 5 1 0 8 0 A 1 5 0 0

Receptacles:

K S - 1 8 1 3 5 E 03 K S - 1 8 1 3 5 E 05 K S - 1 8 1 3 5 E 08

Plug for Direct Connection on to GKS:

S E - 1 1 1

Plug for receptacle:

S E - 1 0 1