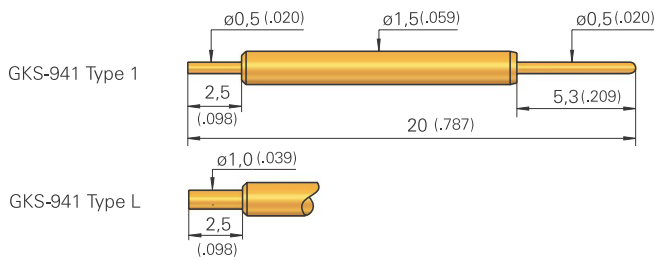


Grid:
 ≥ 1,91 mm
 ≥ 75 Mil

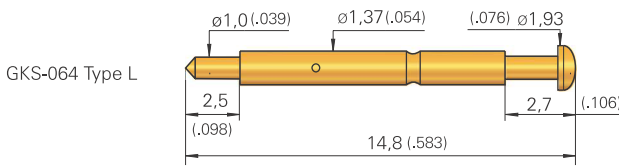
Installation height without KS: 17,5 mm (.689)
Recommended stroke: 3,2 mm (.126)

GKS 941



		Available tip styles		
Material	Tip style	Plating	Further versions	
			∅	∅ (inch)
3	01	R	∅ 0,50 (.020)	
3	05	A	∅ 0,50 (.020)	

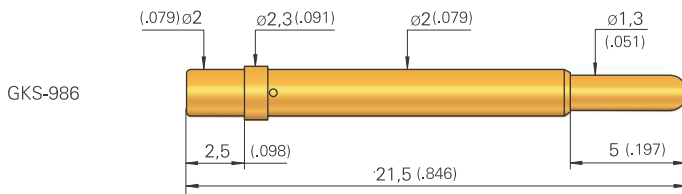
GKS 064



Grid:
 ≥ 2,54 mm
 ≥ 100 Mil
Installation height without KS: 12,3 mm (.484)
Recommended stroke: 1,4 mm (.055)

		Available tip styles		
Material	Tip style	Plating	Further versions	
			∅	∅ (inch)
3	05	A	∅ 1,93 (.076)	

GKS 986



Grid:
 ≥ 2,54 mm
 ≥ 100 Mil
Installation height without KS: 19,0 mm (.748)
Recommended stroke: 3,0 mm (.118)

		Available tip styles		
Material	Tip style	Plating	Further versions	
			∅	∅ (inch)
1	05	A	∅ 1,30 (.051)	

Mechanical data	GKS 941	GKS 064	GKS 986
Working stroke:	3,2 mm (.126)	1,4 mm (.055)	3,0 mm (.118)
Maximum stroke:	4,0 mm (.157)	1,7 mm (.067)	5,0 mm (.197)
Spring force at work, stroke:	0,8 N (2.9oz)*	0,4 N (1.4oz)	1,0 N (3.6oz)*
Alternative:	1,7 N (6.1oz); 3,5 N (12.6oz)	0,2 N (0.7oz); 0,6 N (2.2oz)	

Other solderable test probes:
 see GKS-913, others also available.

Warning:
 Probes should be soldered with great care. Ensure the inside of the barrel is not exposed to high temperatures, because this could destroy the spring.

Electrical data	GKS 941	GKS 064	GKS 986
Current rating:	5 - 8 A	5 - 8 A	5 - 8 A
R_i typical:	<100 mΩ	<100 mΩ	<100 mΩ

Operating temperature
Standard: -40° up to +80° C
***with 0,8 N + 1,0 N-spring:** -100° up to +200° C

Materials	GKS 941	GKS 064	GKS 986
Plunger:	BeCu, gold- or rhodium-plated	see GKS 941	Brass, gold-plated
Barrel:	Brass, gold-plated	see GKS 941	Brass, gold-plated
Spring:	Steel, gold-plated *0,8 N, stainless steel, gold-plated	see GKS 941	Steel, gold-plated *0,8 N, stainless steel, gold-plated

Ordering example

	Series	Tip material 1 = Brass 3 = BeCu	Tip style	Tip diameter (1/100 mm)	Plating A = Gold R = Rhodium	Spring force (dN)	Collar height (mm)	Type "1" resp. "L"	
Test probe with terminal post ∅ 0,5 or 1,0 mm:	G K S	9 4 1	3	0 1	0 5 0	R	0 8	0 0	1 or L
Test probe with terminal post ∅ 1,0 mm:	G K S	0 6 4	3	0 5	1 9 3	A	0 4	0 0	L
Test probe:	G K S	9 8 6	1	0 5	1 3 0	A	1 0	0 1	