

Receptacles in the KS-112 series are available with different collar heights, making variable installation heights possible. *The number of variations can be increased by using spacers., which may, however, reduce the test probe's holding force in the receptacle. In such cases, test probes with bent ends (end designation "B" = banana-shaped) should be used. The receptacles KS-112 47... (with wire-wrap post) are sufficiently vacuum-sealed for use in vacuum fixtures.

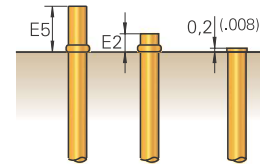
Receptacles with solder terminal		
Order No.:	Receptacle Type	Collar height in mm (inches)
KS-112 23		0,2 (.008)
KS-112 30		0,2 (.008)
KS-112 30 E2		2 (.079)
KS-112 30 E5		5 (.179)

Receptacles with plug connection		
KS-112 35 with SE-101		0,2 (.079)

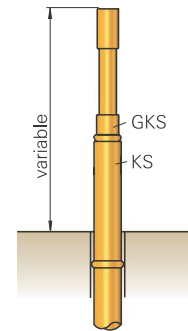
Receptacles with press ring		
KS-112 30 G8		1 ... 8 (.039... .315)
KS-112 47 G8		8 (.039... .315)

Vacuum-sealed receptacles with wire-wrap-posts		
KS-112 47		0,2 (.008)
KS-112 47 15		0,2 (.008)
KS-112 47 E2/E5		2/5 (.079 / .197)

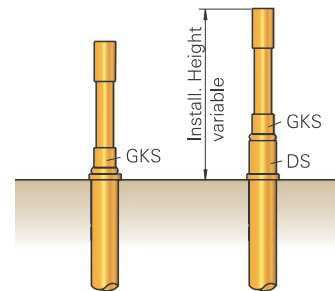
* Spacers to vary the installation height				
DS-112-01	DS-112 01	DS-112 02	DS-112 03	DS-112 05



Example for use of KS-112 with various collar heights



Example for use of KS-112 ... G8 (with press ring)



* Example of use of a receptacle with and without spacer (restrictions see above)

Mounting hole size

for KS with collar:

CEM1: \varnothing 1,98 - 2,00 mm (.0780 - .0787)

FR4: \varnothing 1,99 - 2,01 mm (.0783 - .0791)

Material

for KS with collar:

Brass or nickel-silver, gold-plated

Mounting hole size

for KS with press ring

(press ring pressed in mounting hole)

CEM1 and FR4: \varnothing 2,03 - 2,05 mm

(.0799 - .0807)

Material

for KS with press ring:

Bronze, gold-plated

Receptacles:

KS - 1 1 2 3 0

KS - 1 1 2 4 7

Spacers:

DS - 1 1 2 0 2

DS - 1 1 2 0 5

Insertion tools for all receptacles:

SW KS - 1 1 2