

# PKS 299

Pneumatic Test Probes

**Grid:**

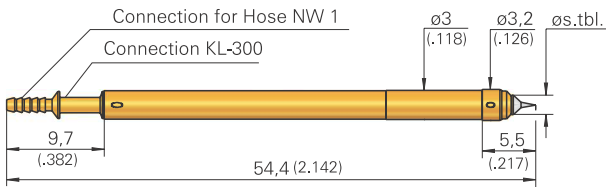
≥ 3,50 mm

≥ 140 Mil

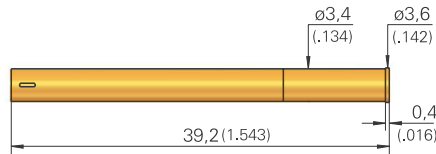
**Installation height with KS:** 5,9 mm (.232)

**Recommended stroke:** 12,0 mm (.472)

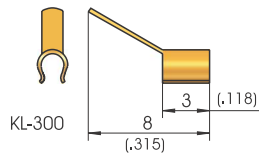
## Mounting and functional dimensions



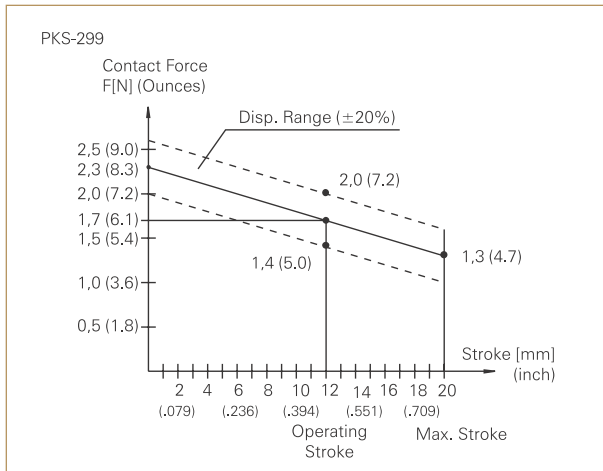
PKS-299 Type B



KS-299



KL-300



### Mechanical data

**Working stroke:** 12,0 mm (.472)

**Maximum stroke:** 20,0 mm (.787)

**Cont. force at work,stroke:** 1,7 N (6.1oz)

**Operating medium:** Compressed air (filtered, oil-free)

**Operating pressure:** 6 bar (86 psi)

### Electrical data

**Current rating:** 2 - 3 A

10 A (Type "BH", see Note below)

**R<sub>i</sub> typical:** < 30 mΩ

### Operating temperature

**Standard:** 0° up to +80 °C

### Materials

**Plunger:** Steel or BeCu, rhodium- or gold-plated

**Barrel:** Brass, gold-plated

**Restoring spring:** Steel, gold-plated

**Receptacle:** Brass, gold-plated

**O-rings:** Perbunan

### Mounting hole size

**with receptacle:** ø 3,38 - 3,39 mm (.1331 - .1335)

**without receptacle:** ø 3,00 mm (.1181)

## Available tip styles

Material	Tip style	Plating	Further versions	
			ø	ø (inch)
2 01 **		R	ø 2,00 (.079)	
3 02		A	ø 2,50 (.098)	
2 04 **		R	ø 1,30 (.051)	2,00 (.079)
2 15*		A	ø 2,00 (.079)	

\* pressed-in HM-tip, installation height 6,5 mm (.256)

\*\* Collar diameter: 2,0 mm (.079)

## Available tip styles

### Special versions without collar

Material	Tip style	Plating	Further versions	
			ø	ø (inch)
2 01 ***		R	ø 1,50 (.059)	
2 04 ***		R	ø 1,50 (.059)	
3 05 ***		A	ø 1,30 (.051)	

\*\*\* Shaft diameter: 1,50 mm (.059)

### Warning:

Do not solder the cable to the crimp points of the receptacle.

### Note:

For high current applications up to 10 A, order with special designation "BH" (terminal "B").

### Note:

The receptacle can be used from grid size 4,00 mm (160 Mil) upwards.

### Note:

Pneumatic accessories and general instructions shown on page 174.

## Ordering example

Series	Tip material 2 = Steel 3 = BeCu	Tip style	Tip diameter (1/100 mm)	Plating A = Gold R = Rhodium	Spring force (dN)	Collar height (mm)	Type (alternative "B" or "BH")
--------	---------------------------------------	-----------	----------------------------	------------------------------------	----------------------	-----------------------	--------------------------------------

Test probe:

PKS 299 2 01 200 R 17 02 B

Test probe for use up to 10 A:

PKS 299 2 04 130 R 17 02 BH

Receptacle:

KS - 299

Clip connection with solder terminal:

KL - 300